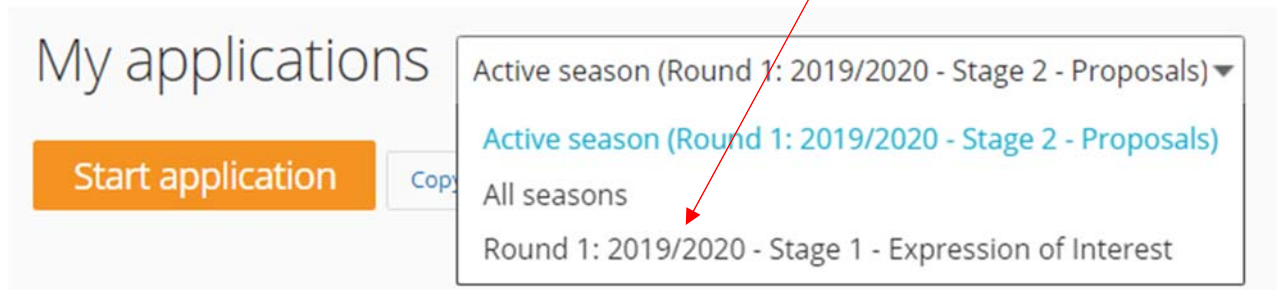

Login and password

Use the same login and password as used for the Stage 1 – Expression of Interest (EOI).

How to access your EOI application(s)

To access successful EOI application(s) click on the drop down box at the top left hand side of the screen and select [Round 1: 2019/20 – Stage 1 – Expression of Interest].



If you had an unsuccessful and a successful EOI application, only the successful EOI application will be available to view.

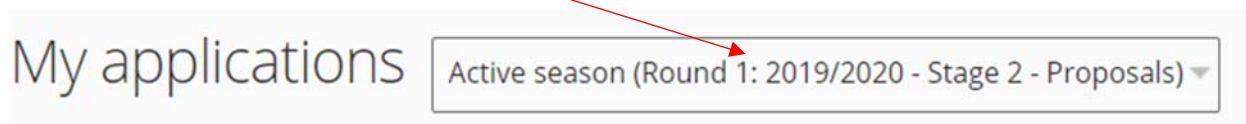
To print or view the application in full select the PDF symbol on the far right side of the screen - this will convert your EOI application to a printable PDF format.



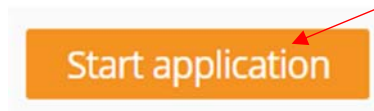
When you are working on your proposal ensure that you are in [Round 1: 2019/20 – Stage 2 – Proposal] and not [Round 1: 2019/20 – Stage 1 – Expression of Interest]

Creating you proposal(s)

When you login, the application system will automatically default to the current active season
Active season [Round 1: 2019/20 – Stage 2 – Proposals].



To start creating your proposal press the Start application button at the top left hand side of the screen.



For more detailed information refer to the guidelines and other documents available on the DEM Website.

http://www.energymining.sa.gov.au/minerals/about_us/initiatives/accelerated_discovery_initiative.